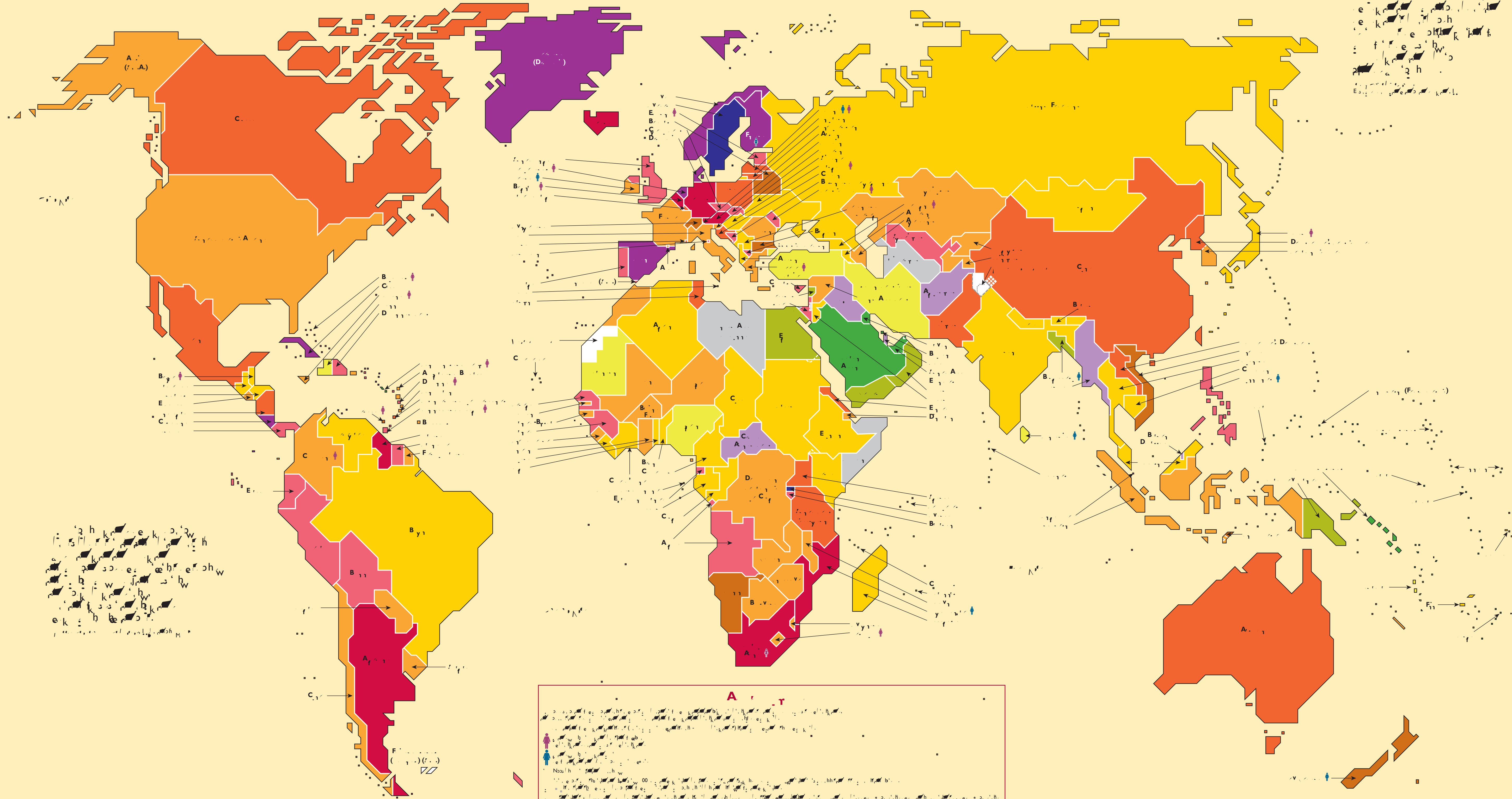


Women in Ministerial positions

Region	Number of Ministers	Percentage
1	524	60%
2	500	8 / 16
3	471	49.5%
4	462	6 / 13
5	444	6 / 18
6	414	12 / 29
7	400	6 / 15
8	375	6 / 16
9	369	9 / 25
10	357	5 / 14
11	357	10 / 28
12	353	6 / 17
13	353	6 / 17
14	333	3 / 9
15	333	5 / 15
16	333	6 / 18
17	308	8 / 26
18	294	5 / 17
19	278	5 / 18
20	278	5 / 18
21	273	10 / 28
22	267	4 / 15
23	267	4 / 15
24	250	6 / 24
25	250	6 / 24
26	250	6 / 24
27	250	6 / 24
28	250	6 / 24
29	250	6 / 24
30	250	6 / 24
31	250	6 / 24
32	250	6 / 24
33	250	6 / 24
34	250	6 / 24
35	250	6 / 24
36	250	6 / 24
37	250	6 / 24
38	250	6 / 24
39	250	6 / 24
40	250	6 / 24
41	250	6 / 24
42	250	6 / 24
43	250	6 / 24
44	250	6 / 24
45	250	6 / 24
46	250	6 / 24
47	250	6 / 24
48	250	6 / 24
49	250	6 / 24
50	250	6 / 24
51	250	6 / 24
52	250	6 / 24
53	250	6 / 24
54	250	6 / 24
55	250	6 / 24
56	250	6 / 24
57	250	6 / 24
58	250	6 / 24
59	250	6 / 24
60	250	6 / 24
61	250	6 / 24
62	250	6 / 24
63	250	6 / 24
64	250	6 / 24
65	250	6 / 24
66	250	6 / 24
67	250	6 / 24
68	250	6 / 24
69	250	6 / 24
70	250	6 / 24
71	250	6 / 24
72	250	6 / 24
73	250	6 / 24
74	250	6 / 24
75	250	6 / 24
76	250	6 / 24
77	250	6 / 24
78	250	6 / 24
79	250	6 / 24
80	250	6 / 24
81	250	6 / 24
82	250	6 / 24
83	250	6 / 24
84	250	6 / 24
85	250	6 / 24
86	250	6 / 24
87	250	6 / 24
88	250	6 / 24
89	250	6 / 24
90	250	6 / 24
91	250	6 / 24
92	250	6 / 24
93	250	6 / 24
94	250	6 / 24
95	250	6 / 24
96	250	6 / 24
97	250	6 / 24
98	250	6 / 24
99	250	6 / 24
100	250	6 / 24

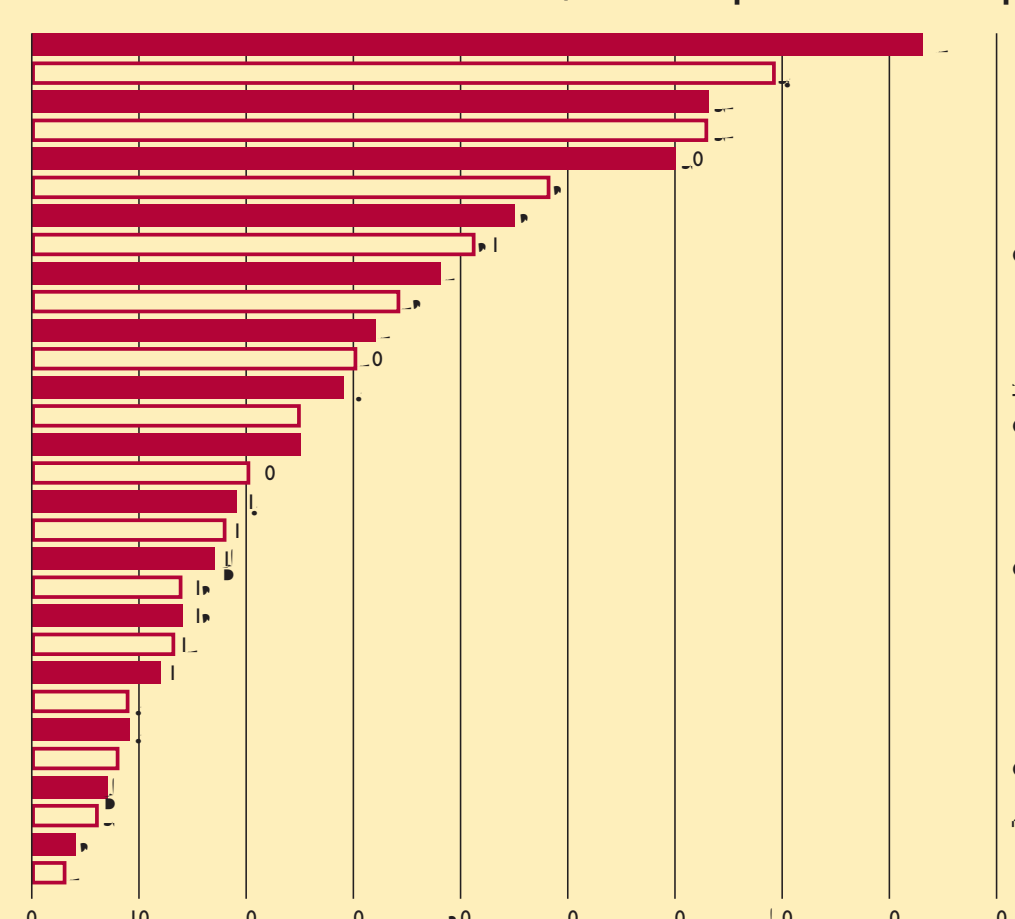


Women in Politics: 2005




Portfolios held by Women Ministers

(858 / 183)



Women in the highest positions of State

(1 / 2005)



World and regional averages of women in Parliament

Region	Percentage
World	15.9%
A	40.1%
B	18.9%
C	18.6%
D	16.8%
E	15.1%
F	14.9%
G	11.2%
H	6.7%

Women in Parliament

Region	Percentage
1	48.8%
2	45.3%
3	38.2%
4	38.0%
5	37.5%
6	36.7%
7	36.0%
8	36.0%
9	35.1%
10	34.8%
11	33.9%
12	33.7%
13	33.8%
14	33.8%
15	33.8%
16	33.8%
17	33.8%
18	33.8%
19	33.8%
20	33.8%
21	33.8%
22	33.8%
23	33.8%
24	33.8%
25	33.8%
26	33.8%
27	33.8%
28	33.8%
29	33.8%
30	33.8%
31	33.8%
32	33.8%
33	33.8%
34	33.8%
35	33.8%
36	33.8%
37	33.8%
38	33.8%
39	33.8%
40	33.8%
41	33.8%
42	33.8%
43	33.8%
44	33.8%
45	33.8%
46	33.8%
47	33.8%
48	33.8%
49	33.8%
50	33.8%
51	33.8%
52	33.8%
53	33.8%
54	33.8%
55	33.8%
56	33.8%
57	33.8%
58	33.8%
59	33.8%
60	33.8%
61	33.8%
62	33.8%
63	33.8%
64	33.8%
65	33.8%
66	33.8%
67	33.8%
68	33.8%
69	33.8%
70	33.8%
71	33.8%
72	33.8%
73	33.8%
74	33.8%
75	33.8%
76	33.8%
77	33.8%
78	33.8%
79	33.8%
80	33.8%
81	33.8%
82	33.8%
83	33.8%
84	33.8%
85	33.8%
86	33.8%
87	33.8%
88	33.8%
89	33.8%
90	33.8%
91	33.8%
92	33.8%
93	33.8%
94	33.8%
95	33.8%
96	33.8%
97	33.8%
98	33.8%
99	33.8%
100	33.8%