



Trafficking in Persons

**United Nations Expert Group Meeting on
International Migration and Development**

(July, 2005)

by

Irena Omelaniuk

Migration Adviser, The World Bank

Trafficking Defined

- 3(A) Trafficking in persons shall mean the recruitment, transportation, transfer, harbouring or receipt of persons, by means of the threat or use of force or other forms of coercion, of abduction, of fraud, of deception, of the abuse of power or of a position of vulnerability or of the giving or receiving of payments or benefits to achieve the consent of a person having control over another person, for the purpose of exploitation. Exploitation shall include, at a minimum, the exploitation of the prostitution of others or other forms of sexual exploitation, forced labour or services, slavery or practices similar to slavery, servitude or the removal of organs



ROOT CAUSES

- **Poverty (particularly in rural areas)***
- **Lack of opportunities/unemployment**
- **Conflicts/displacement**
- **Lack of information on safe migration**
- **Social and cultural practice**
 - **marginalization/subordination of women and girls**
 - **Entrusting children to friends or relatives**
 - **sale into marriage by family**
- **Demand (military sites, demography)**



Trafficking and Development

- **Re-directs benefits of migration**
 - **depletes human capital**
 - **reduces “returns” to home country**
 - **leads to breakdown of families**
 - **forces children to work**
 - **reinforces illiteracy/poverty cycle**
 - **perpetuates social inequalities**
 - **cost to public health**
 - **cost to security**



IOM Counter Trafficking Database



Cases assisted by IOM in January 2001 - June 2005

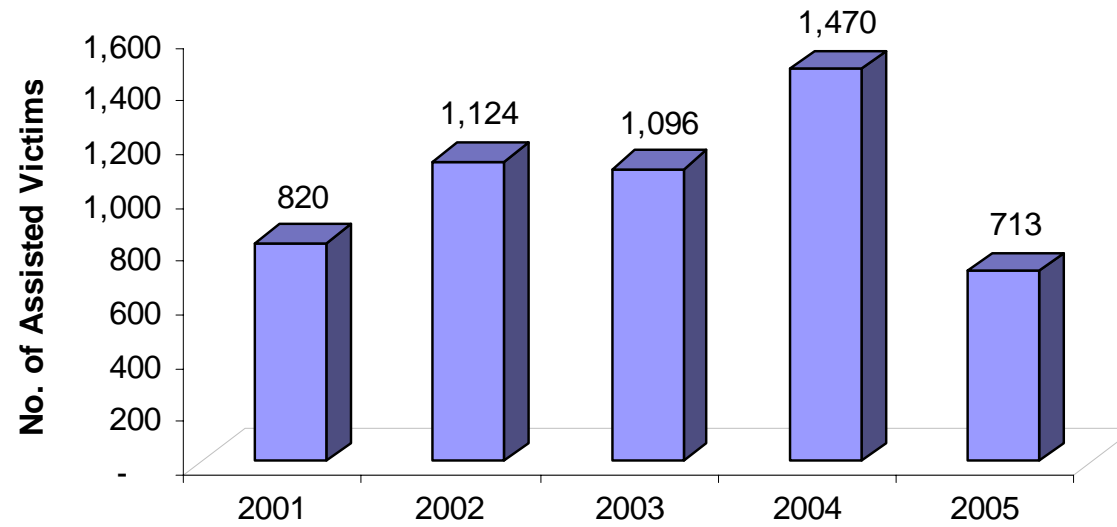
Type of Referring Organization

| Referring Organization | Number | Percentage |
|-------------------------------|--------|------------|
| Embassy | 228 | 4.37% |
| International organization | 36 | 0.69% |
| IOM mission | 149 | 2.85% |
| Law enforcement | 2,025 | 38.77% |
| N/A | 1,602 | 30.67% |
| Non-governmental organization | 908 | 17.38% |
| Other | 273 | 5.23% |
| Self-referral/Walk-in | 2 | 0.04% |
| Total | 5,223 | 100% |

OVERVIEW

No. of Victims Assisted by Year

Year 2001- June 2005 - 5,223 Cases




| Year | Number | Percentage |
|-------|--------|------------|
| 2001 | 820 | 15.70% |
| 2002 | 1,124 | 21.52% |
| 2003 | 1,096 | 20.98% |
| 2004 | 1,470 | 28.14% |
| 2005 | 713 | 13.65% |
| Total | 5,223 | 100.00% |

Countries where Victims were trafficked to

| Country/Province of Destination | Number | % |
|---------------------------------|--------|-------|
| ALBANIA | 244 | 4.67% |
| ARGENTINA | 66 | 1.26% |
| ARMENIA | 6 | 0.11% |
| AUSTRIA | 12 | 0.23% |
| AZERBAIJAN | 5 | 0.10% |
| BELARUS | 445 | 8.52% |
| BELGIUM | 16 | 0.31% |
| BOLIVIA | 1 | 0.02% |
| BOSNIA AND HERZEGOVINA | 409 | 7.83% |
| BULGARIA | 197 | 3.77% |
| COLOMBIA | 172 | 3.29% |
| COTE D'IVOIRE | 35 | 0.67% |
| CROATIA | 31 | 0.59% |
| CYPRUS | 1 | 0.02% |
| CZECH REPUBLIC | 2 | 0.04% |
| DOMINICAN REPUBLIC | 4 | 0.08% |
| EAST TIMOR | 1 | 0.02% |
| ECUADOR | 1 | 0.02% |
| EGYPT | 1 | 0.02% |
| ETHIOPIA | 2 | 0.04% |
| FRANCE | 24 | 0.46% |
| GABON | 1 | 0.02% |
| GEORGIA | 12 | 0.23% |

Gender of the Victims, 28

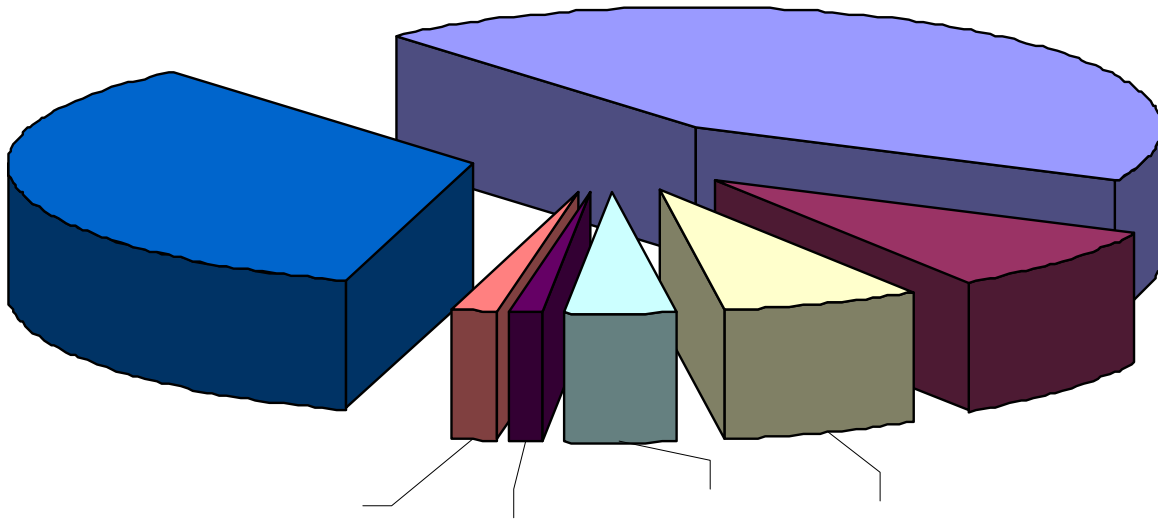


Age Range



| Age Range | Number | Percentage |
|-----------|--------|------------|
| Under 18 | 916 | 17.54% |
| 18 to 25 | 2,975 | 56.96% |


Marital Status





Parenthood

a. Does the Victim have children?

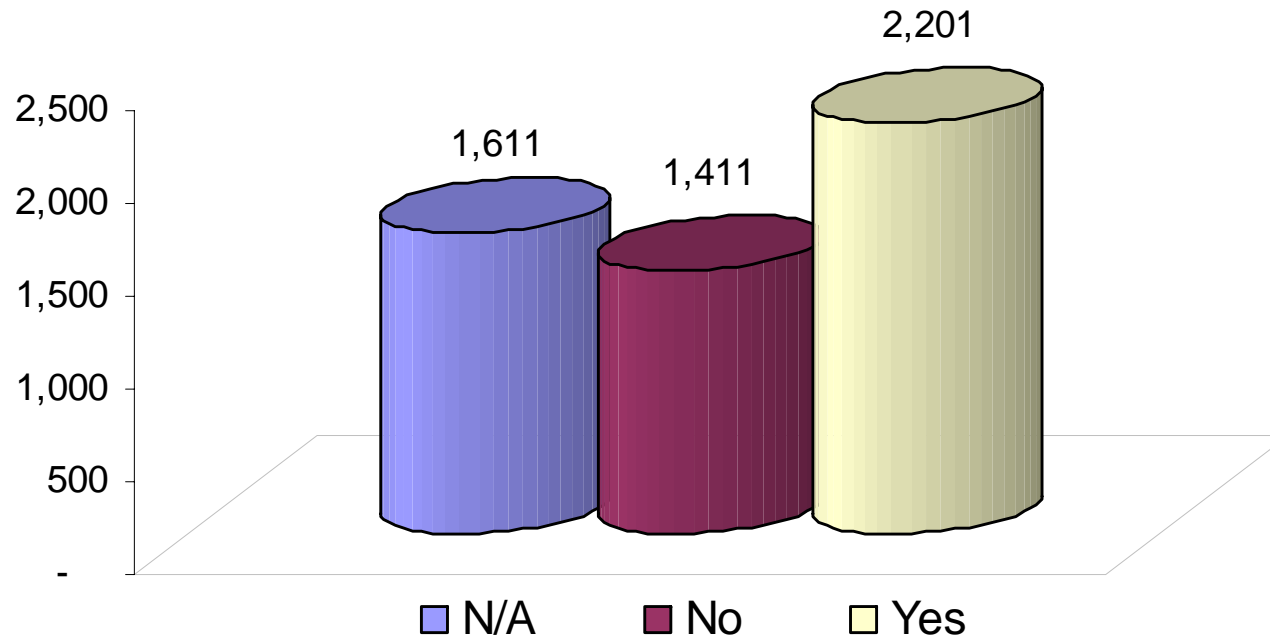


b. If Yes, how many?

Education




Work experience before being trafficked?



| Work Experience | Number | Percentage |
|-----------------|--------|------------|
| N/A | 1,611 | 30.84% |
| No | 1,411 | 27.02% |
| Yes | 2,201 | 42.14% |
| Total | 5,223 | 100.00% |



Family Economic Status

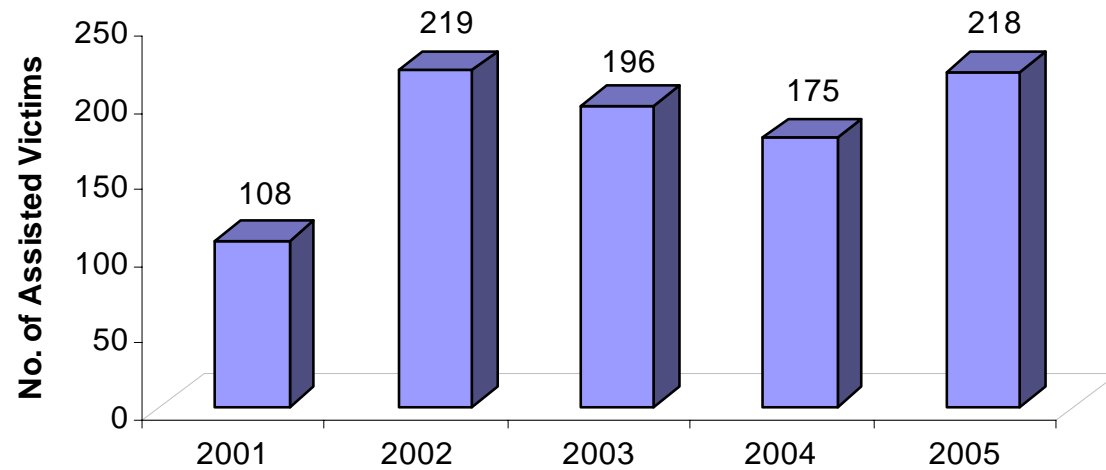




Trafficked children

No. of Victims Assisted by Year

Year 2001- June 2005 - 916 Minor Cases



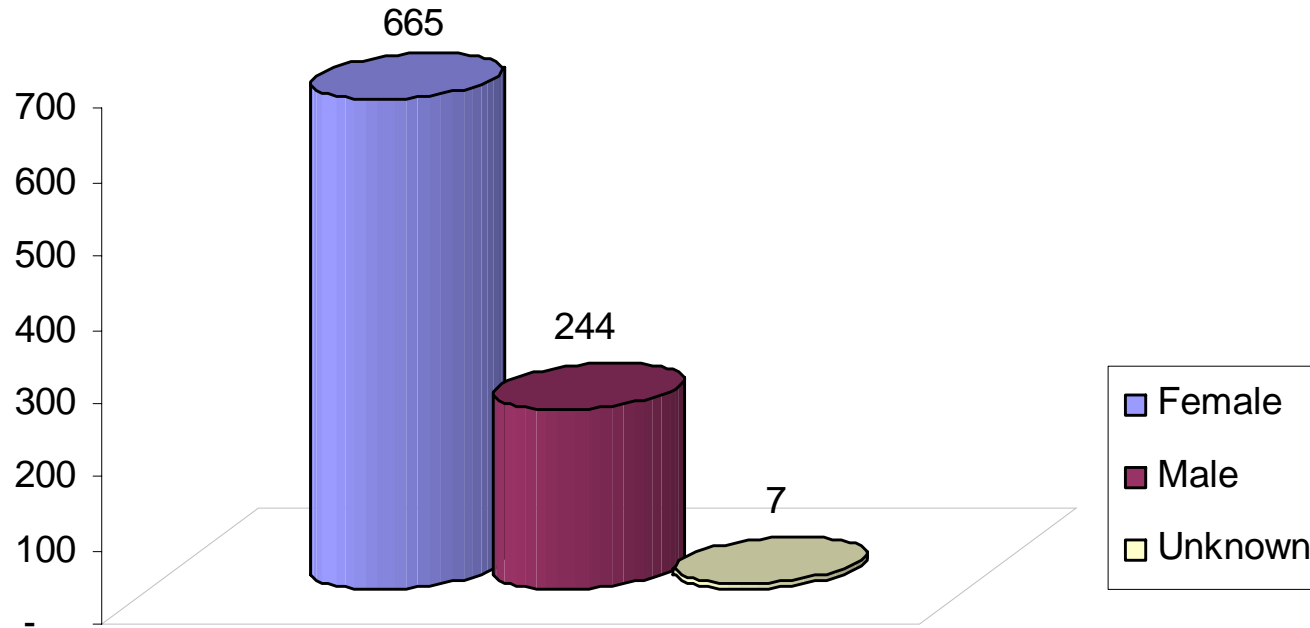
| Years | Number | Percentage |
|-------|--------|------------|
| 2001 | 108 | 11.79% |
| 2002 | 219 | 23.91% |
| 2003 | 196 | 21.40% |
| 2004 | 175 | 19.10% |
| 2005 | 218 | 23.80% |
| Total | 916 | 100.00% |

Nationality of Child Victims

| Nationality | Number | Percentage |
|------------------------|--------|------------|
| ALBANIA | 40 | 4.37% |
| ARGENTINA | 1 | 0.11% |
| BELARUS | 33 | 3.60% |
| BENIN | 16 | 1.75% |
| BOSNIA AND HERZEGOVINA | 8 | 0.87% |
| BULGARIA | 100 | 10.92% |
| BURKINA FASO | 6 | 0.66% |
| CAMBODIA | 5 | 0.55% |
| COLOMBIA | 10 | 1.09% |
| DOMINICAN REPUBLIC | 1 | 0.11% |
| ECUADOR | 11 | 1.20% |
| GEORGIA | 1 | 0.11% |
| GHANA | 149 | 16.27% |
| HONDURAS | 4 | 0.44% |
| INDONESIA | 2 | 0.22% |
| Iran | 1 | 0.11% |




Gender of Child Victims





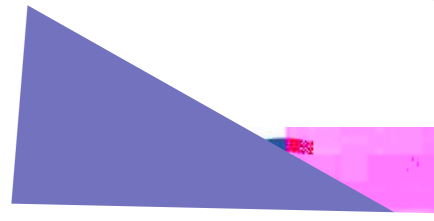
| Sex | Number | Percentage |
|---------|--------|------------|
| Female | 665 | 72.60% |
| Male | 244 | 26.64% |
| Unknown | 7 | 0.76% |
| Total | 916 | 100.00% |



Recruitment



Proposal Before Leaving Home Country





Freedom of Movement

| Freedom of Movement | Number | Percentage |
|-------------------------|--------|------------|
| Totally denied | 1,495 | 28.62% |
| Only accompanied | 934 | 17.88% |
| No restrictions imposed | 215 | 4.12% |
| N/A | 2,579 | 49.38% |
| Total | 5,223 | 100.00% |



Much Study, Little Legislative Action?

- **Lack of resources?**
- **Lack of political will?**
- **Lack of knowledge?*****
- **Lack of persuasive, strategic, collaborative research?**
- **Methodology???**



Future steps

- more empirical data/research**
- analysis of poverty, gender, labor markets, vulnerability/exclusion, family, community**
- model legislation**
- capacity building of NGOs, police, judiciary, teachers, diplomats etc**
- information campaigns/hotlines**
- cross-border collaboration**
- witness protection/legal status**
- better coordination of agencies**