



**UNITED
BASE FC
Popula
Depart
United t**

Demographic evidence from civil registration and vital statistics systems

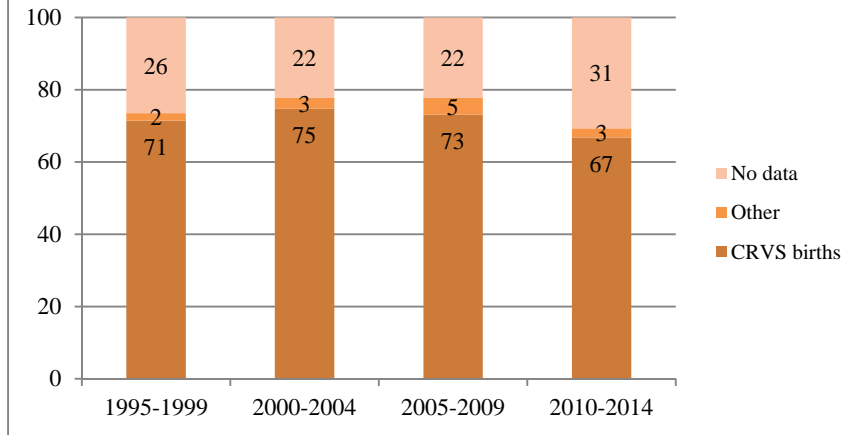
Adriana Skenderi

Survey on Population Changes, Pakistan Demographic Survey for selected years and Tukey Population Growth Survey for selected years).

From figure 1, it can be noted that the availability of total CRVS births for the World, has slightly improved to 75 per cent for the reference years 2000-2004 compared to the previous five years at 71 per cent, but that improvement does not continue in the subsequent years, with 73 per cent in 2005-2009 and 67 per cent for 2010-2014. This last figure may improve after a few years, because CRVS births in many countries are subject to delayed registration. However, it has been observed that a number of island countries or areas in the Caribbean and Oceania, have been unable to report vital statistics in the recent five-year period. The percentage of countries or areas of the world that have reported births from civil registration systems (qualified as complete or incomplete) for the period 2005-2014 is at most 73 per cent.

Births by age of mother (and sex of child) are a very important dataset. As it can be seen from figure 2, the availability of CRVS births by age of

Figure 1. Availability of total births reported to Demographic Yearbook, percentage of countries/areas



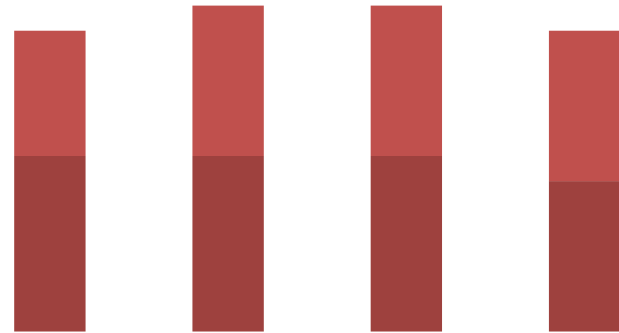
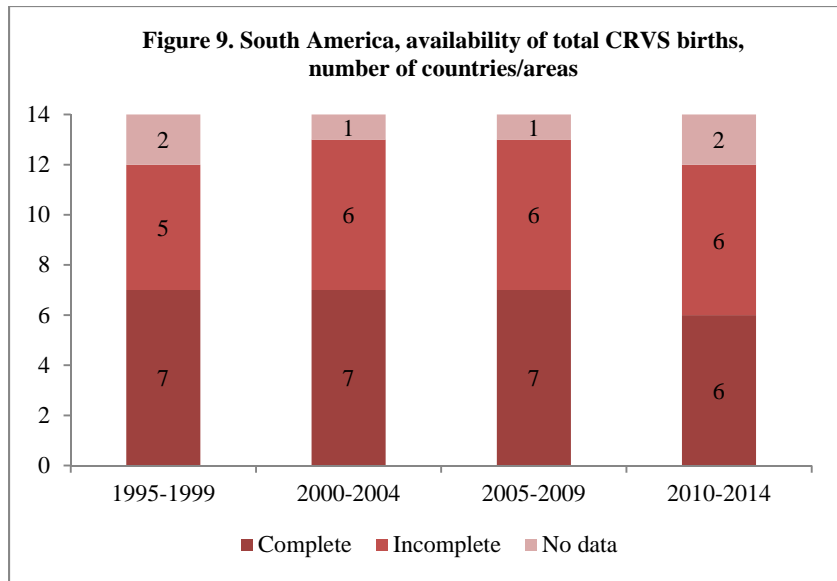


Figure 11. Asia, availability of total CRVS births, number of countries/areas

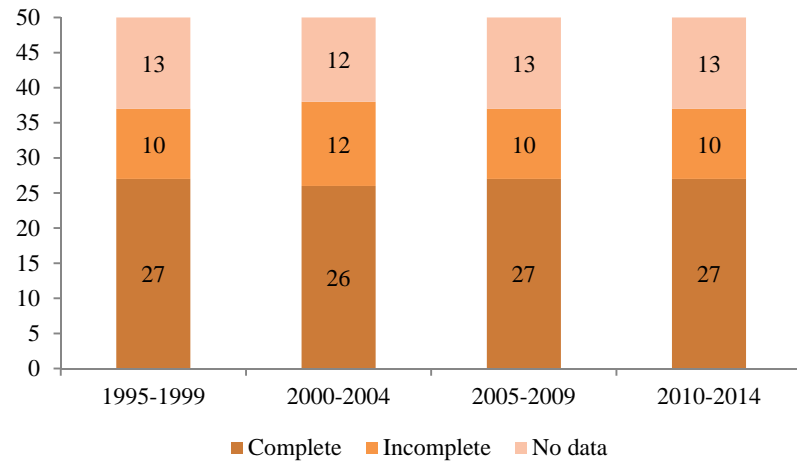


Figure 15. Oceania, availability of total CRVS births, number of countries/areas

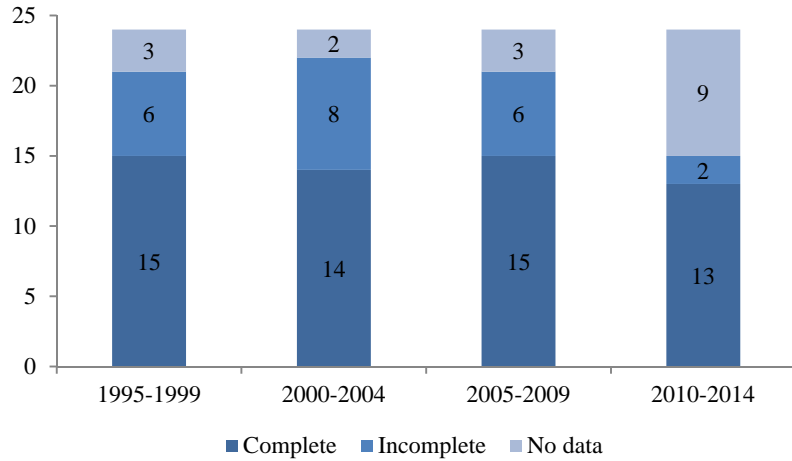


Figure 15a. Oceania, availability of total CRVS births, percentage of countries/areas

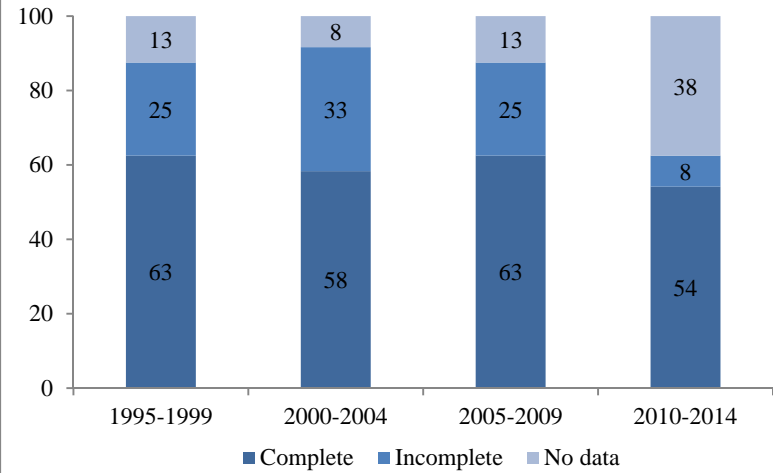


Figure 16. Oceania, availability of total CRVS deaths, number of countries/area

