





Outline

I. Context

II. Concept of DD Index and AU Roadmap


III. What is Gender DD Index

IV. Methodology of Integrating Gender in DD Index

V.



Context







A synthesis tool which facilitate understanding of all information related to DD ;



Understanding the
DD progress
achievement in
each country



DDMI Concept

P1	Employment and Entrepreneurship	Population structure	Life Cycle Theory	NTA Methodology	Dim 1: Economic Dependency Coverage
P1		Subjective Economy	Welfare theories of Well-being	Better Life Index Methodology	Dim2: Quality of Living Environment
P1		Normative Economy		Poverty Dynamics Methodology	Dim 3: Poverty Exiting
P2	Education & Skills Development	Education	Human Capital Theory	HDI methodology	Dim 4: Extended Human Development



Based on AU DD
Pillars

Monitoring tool

Set of
Demographic
Dividend Indicators

Analysis &
Modeling tool


SDGs'
Complementary
Monitoring Tool

Opportunity to
make public policy
proposals

Innovative
Barometer

Scientific basis for
effective and
efficient advoca

5600630 5d 7cE5294KIC 6.6f.





Gender DD Index?

The gender DD index is not just an additional gender index like others

A tool for analyzing country's progress towards women and gender disparities reduction in DD capturing framework

It derives from the DDMI developed by CREG and thus have the DD as entry point

It helps bring out both the gender bias facts and the contribution of women to the DD capturing process





Towards to Gender DD

The Gender DD Index derives from the DDMI constructing methodology

Five dimensions with several relevant and sound indicators are included

Most of included indicators are gender-differentiable



: measure capacity of a country to respond to social demand related to youth and seniors life cycle deficit.

: Life Cycle Theory, Modigliani & Brumberg (1954).
: (UN-NTA 2013), Lee & Mason (2011),



DIMENSION 2: Q.L.E.I

Living Environment refers to all elements that are part of a person's life and how this environment influences his quality of life,

: Welfare theories of Well Being, Easterlin (2010), Dasgupta(1995), Nussbaum&Sen (1993); Sen(1989,1997, 2001)

: OCDE 2011, 2013

Weighted average of the standard sub dimensions index



DIMENSION 3: P.E.S.I

Synthesize level of poverty transition within populations

: Welfare theories of Well Being.

: Dang & Lanjouw (2013); Dang, Lanjouw, Luoto & McKenzie (2011)

P == Poor ; NP== Non Poor





ollect information about territorial mobility by describing attractivity of zones, human migration, financial flows, goods and services flows as well as the distribution of infrastructures in a territory

: Cluster Theory,



GDDI FORMULA

This is the geometric average of the five previous synthetic index

The following method is used to calculate DD Monitoring Index (GDDI)

$$\sqrt{\quad}$$


GDDI=Gender DD Index



Dimension 1 description



Dimension 2 description





Dimension 3 description

	CHRONIC POVERTY	Gender-specific	Poverty Survey, ESPS2
	PURE NO POVERTY	Gender-specific	Poverty Survey, ESPS2
	POVERTY EXITING	Gender-specific	Poverty Survey, ESPS2
	FALL INTO POVERTY	Gender-specific	Poverty Survey, ESPS2



Dimension 4 description

	Life expectancy	Gender-specific	Census
	Total Fertility Rate	Non-diff.	DHS; Census
	Average duration of marriage	FRBDC	FRBDC
	Life Span / MD Lang (FR)	FRBDC	FRBDC







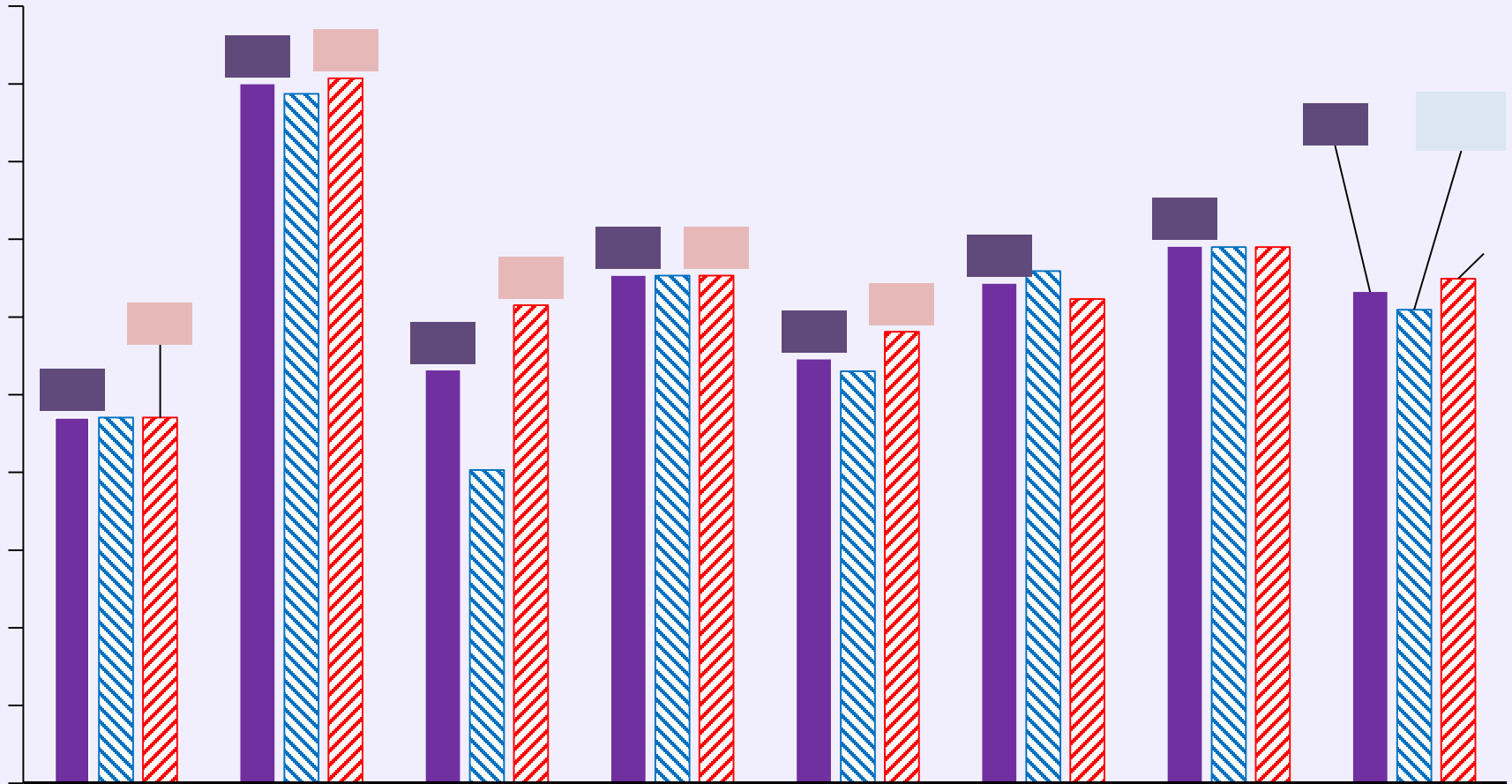


RESULTS DIMENSION 1

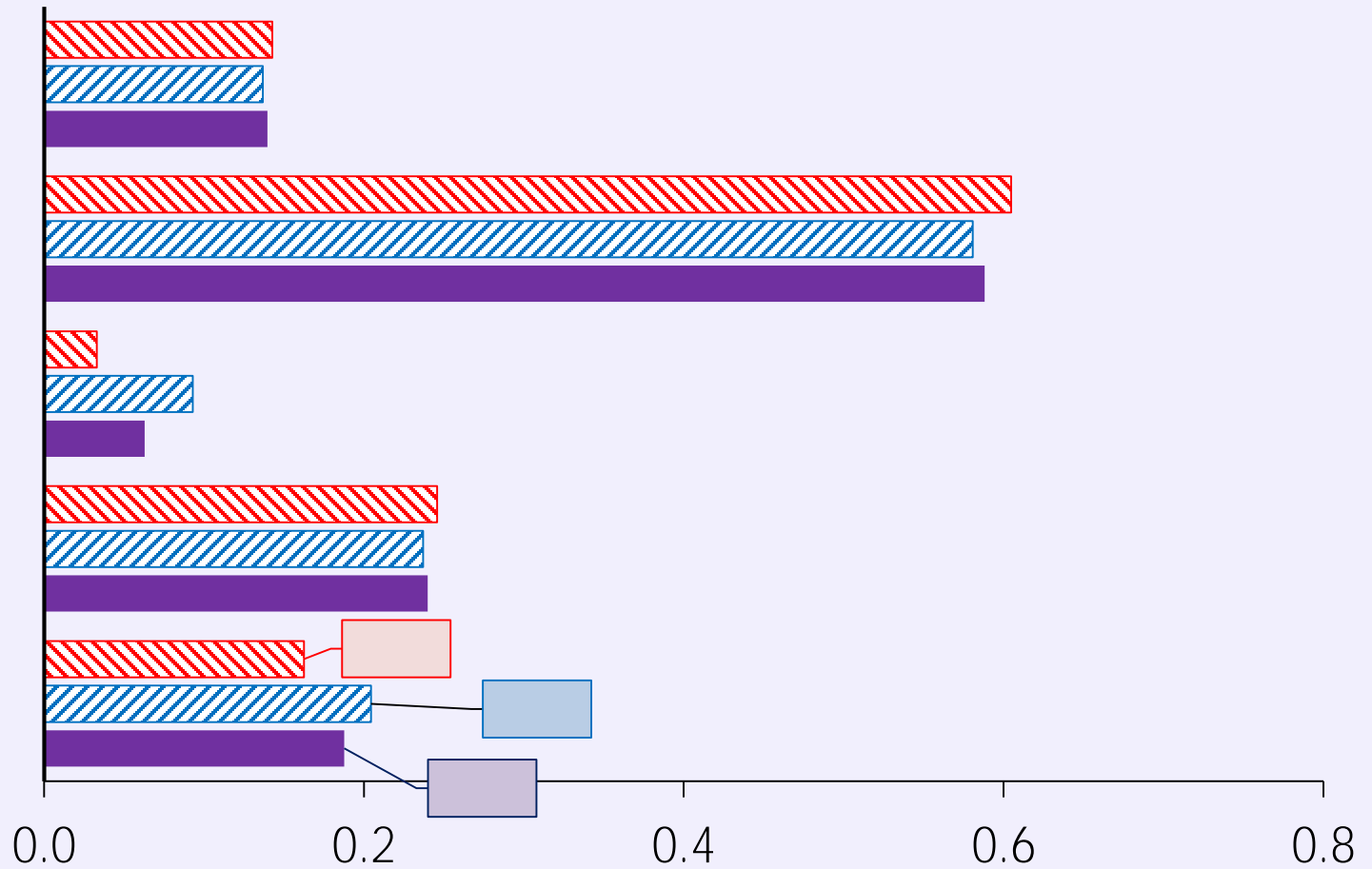
Economic Dependency Coverage Index	SENEGAL	Men	Women
Age Group with Surplus	30-63 years	27-69 years	37-58 years
Surplus (Billions XOF)	1 260	1341	78
Deficit (Billions XOF)	3 399	1 470	2 089
(Billions XOF)	2 139 (32% of GDP)	128	2011
	37%	91%	4%

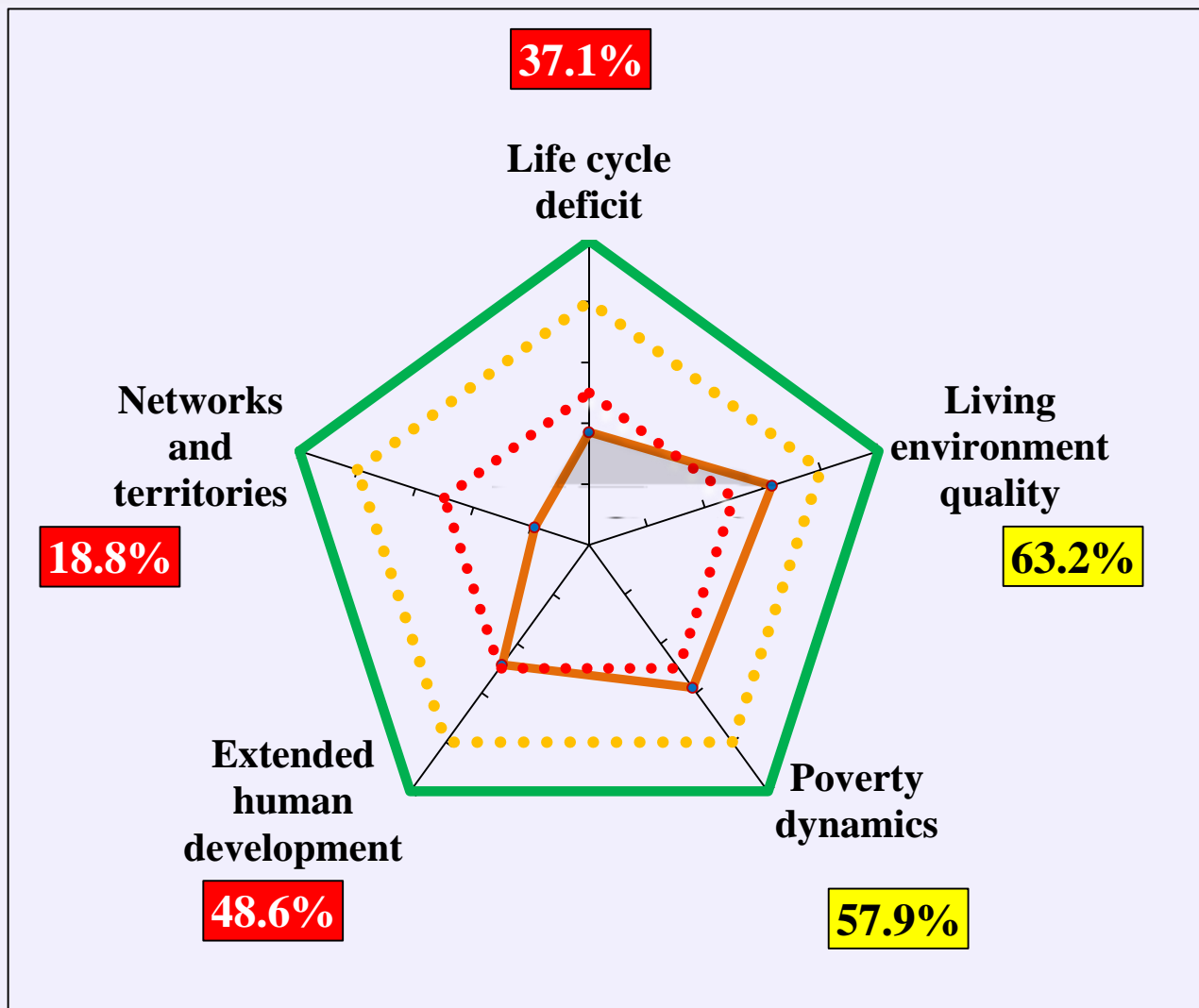


RESULTS DIMENSION 2




Networks and Territories Synthetic Index





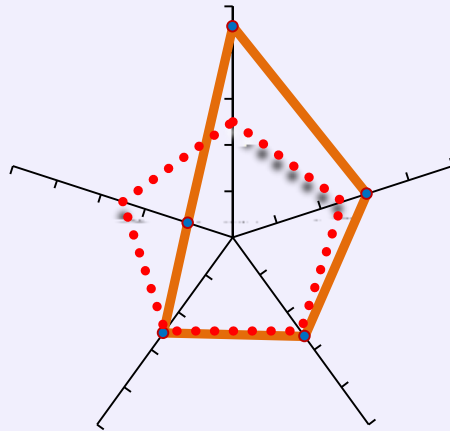
Legend :



DDMI= 41,5%

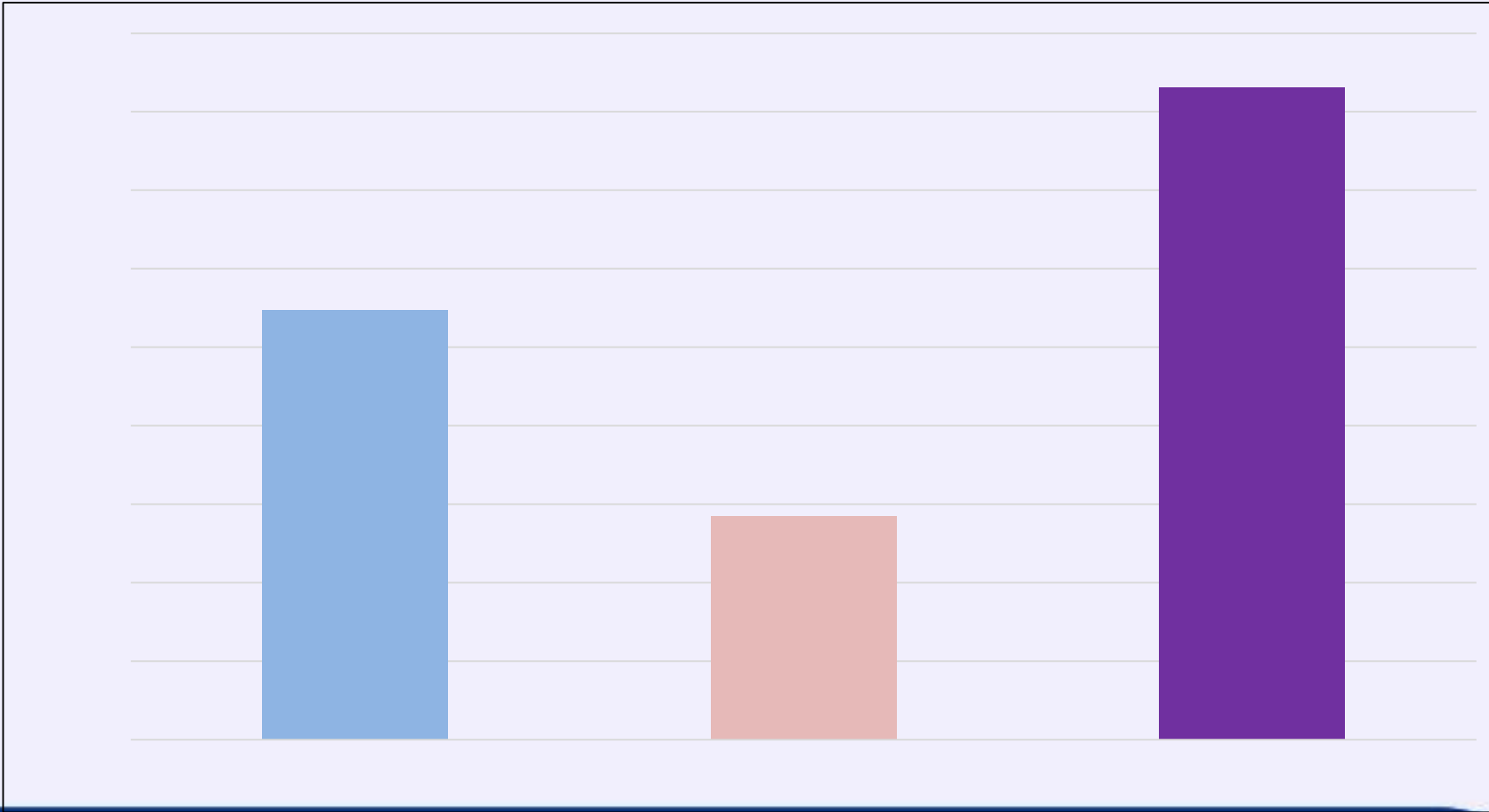


Gender DD Index Senegal





Gender Contribution to DD







एन.टी.ए. (National Transfer Accounts)

एन.टी.ए. (National Transfer Accounts)

एन.टी.ए. (National Transfer Accounts)

एन.टी.ए. (National Transfer Accounts)

एन.टी.ए. (National Transfer Accounts)

एन.टी.ए. (National Transfer Accounts)

एन.टी.ए. (National Transfer Accounts)

एन.टी.ए. (National Transfer Accounts)

एन.टी.ए. (National Transfer Accounts)

एन.टी.ए. (National Transfer Accounts)

एन.टी.ए. (National Transfer Accounts)

एन.टी.ए. (National Transfer Accounts)

एन.टी.ए. (National Transfer Accounts)

एन.टी.ए. (National Transfer Accounts)

एन.टी.ए. (National Transfer Accounts)

एन.टी.ए. (National Transfer Accounts)

एन.टी.ए. (National Transfer Accounts)

एन.टी.ए. (National Transfer Accounts)

एन.टी.ए. (National Transfer Accounts)

एन.टी.ए. (National Transfer Accounts)

एन.टी.ए. (National Transfer Accounts)

एन.टी.ए. (National Transfer Accounts)

एन.टी.ए. (National Transfer Accounts)

एन.टी.ए. (National Transfer Accounts)

एन.टी.ए. (National Transfer Accounts)

एन.टी.ए. (National Transfer Accounts)

एन.टी.ए. (National Transfer Accounts)

एन.टी.ए. (National Transfer Accounts)

एन.टी.ए. (National Transfer Accounts)

एन.टी.ए. (National Transfer Accounts)

एन.टी.ए. (National Transfer Accounts)

एन.टी.ए. (National Transfer Accounts)

एन.टी.ए. (National Transfer Accounts)

एन.टी.ए. (National Transfer Accounts)

एन.टी.ए. (National Transfer Accounts)

एन.टी.ए. (National Transfer Accounts)

एन.टी.ए. (National Transfer Accounts)

एन.टी.ए. (National Transfer Accounts)



CR

-T