



Advances in Development Reverse Fertility Declines

Mikko Myrskylä

Hans-Peter Kohler


Francesco C. Billari

University of Pennsylvania

Bocconi University



Human Development Index and TFR: 1975 & 2005



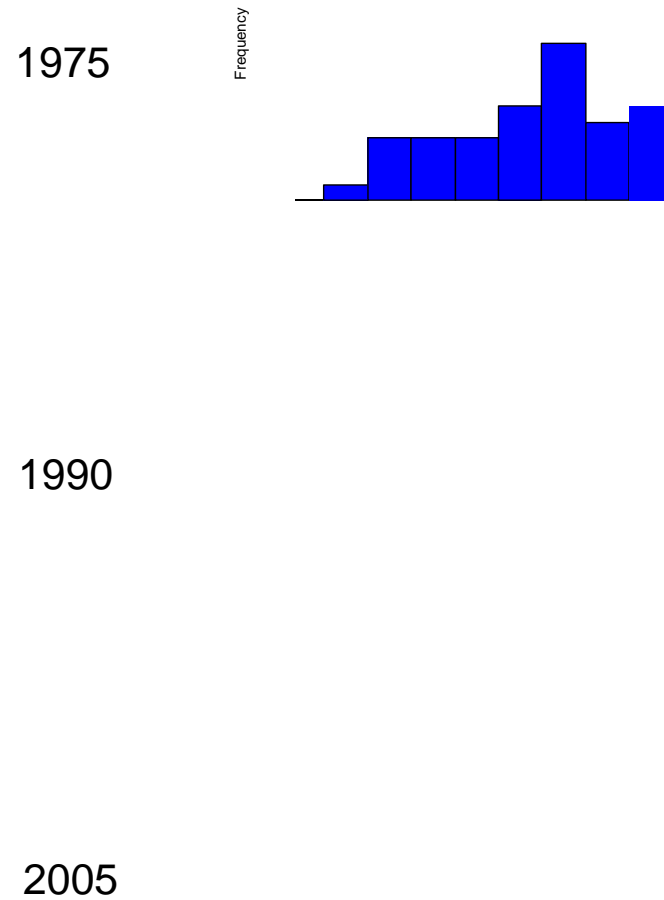
Human Developoo





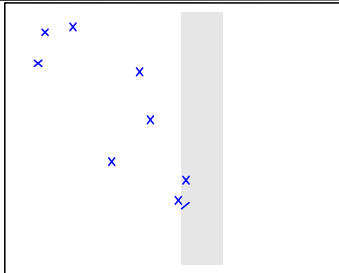
HDI Distribution Over Time

(Only countries with 1975—2005 time series)





Emergence of positive TFR –HDI association





Longitudinal HDI-TFR trends



TFR trend reversal around HDI § .85-.9

Countries ending in top right quadrant in 2005:

Norway,
Netherlands,
United States,
(1) Denmark,
(2) Germany,
(3) Spain,
(4) Belgium,
(5) Luxembourg,
(6) Finland,
(7) Israel,
(8) Italy,
(9) Sweden,
(10) France,
(11) Iceland,
(12) United Kingdom,
(13) New Zealand,



Regression Analysis

- „ Estimate *Differences-in-Differences regression* model of TFR on HDI using longitudinal data for a





Conclusions

- „ Reversal of cross-sectional HDI – TFR association
 - „ Positive HDI – TFR association for advanced countries in 2005
 - „ Heterogeneity among high-HDI high-TFR-countries
- „ Reversal of TFR declines around HDI § .85-.9 in many countries
 - „ Reversal driven by changes in *TFR – health* and *TFR – education* relations
 - „ Reversal is “robust” across several specifications, including TFR adjustment
 - „ Importance of institutional context: e.g., Japan is an important outlier

